

# GhostAR: A Time-space Editor for Embodied Authoring of Human-Robot Collaborative Task with Augmented Reality

Yuanzhi Cao\*, Tianyi Wang\*, Xun Qian, Pawan S. Rao, Manav Wadhawan, Ke Huo, Karthik Ramani  
 School of Mechanical Engineering, Purdue University, West Lafayette, IN 47907 USA  
 [cao158, wang3259, qian85, rao81, mwadhawa, khuo, ramani]@purdue.edu




Figure 1: GhostAR workflow. To author HRC tasks that achieve time-space coordination, (1) user first authors a human ghost by recording his body movement, (2) then using the ghost as a visual reference, (3) author collaborative robot actions. (4) When acting the task, our system's collaborative model captures the body movement as input, maps it with the authored human motion, and outputs the corresponding collaborative robot motion.

## ABSTRACT

We present *GhostAR*, a time-space editor for authoring and acting Human-Robot-Collaborative (HRC) tasks in-situ. Our system adopts an embodied authoring approach in Augmented Reality (AR), for spatially editing the actions and programming the robots through demonstrative role-playing. We propose a novel HRC workflow that externalizes user's authoring as demonstrative and editable AR *ghost*, allowing for spatially situated visual referencing, realistic animated simulation, and collaborative action guidance. We develop a dynamic time warping (DTW) based collaboration model which takes the real-time captured motion as inputs, maps it to the previously authored human actions, and outputs the corresponding robot actions to achieve adaptive collaboration. We emphasize an in-situ authoring and rapid iterations of joint plans without an offline training process. Further, we demonstrate and evaluate the effectiveness of our workflow through HRC use cases and a three-session user study.

## Author Keywords

Human-Robot collaboration; Human-Robot interaction; Time-space editing; Program-by-demonstration; Augmented reality; Embodied interaction; Embodied authoring.

\*Yuanzhi Cao and Tianyi Wang contributed equally to this paper.

Permission to make digital or hard copies of all or part of this work for personal or classroom use is granted without fee provided that copies are not made or distributed for profit or commercial advantage and that copies bear this notice and the full citation on the first page. Copyrights for components of this work owned by others than ACM must be honored. Abstracting with credit is permitted. To copy otherwise, or republish, to post on servers or to redistribute to lists, requires prior specific permission and/or a fee. Request permissions from [permissions@acm.org](mailto:permissions@acm.org).

UIST '19, October 20–23, 2019, New Orleans, LA, USA

© 2019 ACM. ISBN 978-1-4503-6816-2/19/10...\$15.00

DOI: <https://doi.org/10.1145/3332165.3347902>

## CCS Concepts

•Information systems → Spatial-temporal systems; Multi-media content creation; •Human-centered computing → Interactive systems and tools;

## INTRODUCTION

Robotics has been extensively used to automate a large number of particular and repetitive tasks with high accuracy and throughput in manufacturing environments. The tremendous economic and social impacts projected by robotics will be likely to expand in our future by infiltrating into broader fields in both commercial and consumer markets [37]. Unlike traditional manufacturing environments, these new segments, including medical, health care, and services, usually heavily involve human activities in the working environments. Thus, enabling robots to co-work with humans in collaborative tasks has become a significant pillar of the next generation robotics technology.

A typical human-robot-collaborative (HRC) task involves generating a joint intention, planning actions, and acting cooperatively [10]. In a human-centered task, the joint intention usually aligns with humans' implicit or explicit expressions. Explicit communications such as speech and gestures have been widely studied for commanding robots [20, 63]. However, using these modalities may cause inefficiencies and ambiguities in spatially and temporally coordinated collaborations that require a comprehensive understanding of the contexts. On the other hand, embodied demonstrations from humans directly convey the intentions to the robots. More importantly, to avoid programming robots' behaviors for the highly dynamic human-robot interactions, researchers propose programming by demonstrations (PbD) to generate task and action plans for the robots [17]. Further, to safely and robustly execute

the action plans in a coordinated manner, humans and robots need to communicate with their status, actions, and intentions timely [38]. To this end, we primarily endeavor to explore the design of an embodied authoring workflow to support real-time human motion inference, demonstrating example actions to robots and creating joint plans.

The advents of mobile computing foster the evolution of authoring workflows in an in-situ and ad-hoc fashion [42, 26]. However, existing workflows primarily target at pre-defined and rigorous tasks where robots operate in isolation and interact with the environment only. To enable novice user-friendly PbD in the authoring workflows, we need to support human motion capture and inference which traditionally involve a motion capture system. Since a body-suit [7] or an external-camera [3] based capture system requires heavy dependencies, demonstrations are often only captured off-line [8]. Moreover, for ad-hoc tasks, demonstrating with users' bodies is preferable [17]. Recently, the emerging augmented/virtual reality (AR/VR) technologies, e.g., head-mounted AR/VR devices [1, 2], show a strong potential to enable embodied authoring [35]. Further, in HRC tasks, robot partners are desired to adapt to and coordinate with humans' actions. Thus, to create a joint action plan, the counterpart motions of the robots can only be demonstrated with the humans' part as contexts. In this work, we promote a critical advantage of using AR/VR authoring, namely externalizing the users' body asynchronously [41, 69]. This way, the users can always view, manipulate, and edit their own recorded actions, and use them as contexts when demonstrating the counterpart motions for robots.

We promote an embodied authoring in AR for HRC tasks in this work because of the following reasons: (i) realistic visualization with contextual and spatial awareness, enabling creating, editing, and previewing the collaborative flow intuitively; (ii) easy programming with natural embodied interaction through real human demonstration via role-playing to establish time-space correspondence; (iii) supporting real-time motion inference, activity detection, and visual feedback on robots' intents when conducting the HRC. We present *GhostAR* workflow which uses AR with body-tracking to enable visual, spatial, and embodied HRC tasking authoring, as illustrated in Figure 1. A typical authoring session starts when users role-play the human's actions. We render the recordings as AR ghost. Users can freely observe, edit, and infer the actions and use it as a reference when role-playing the robot's counterpart actions. Then, users designate correspondences between humans' action plan and the demonstrated actions for robots. Further, *GhostAR* provides visual preview with AR simulation in-situ. When users act the HRC tasks, *GhostAR* continues to capture the user's motion and use it to derive the robot's motion plan. Also, users can refer to the next-step guidance and the robot's intentions with AR visual feedback. In summary, we highlight our contribution as follows.

- A **system workflow** for authoring human-robot collaborative task through AR ghost as contextual references and role-playing with natural embodied interaction.

- A **lead-assist collaboration model** that achieves time-space correlation for the human-lead-robot-assist adaptive collaboration task based on dynamic time warping (DTW) algorithm.
- An **AR interface and interaction design** for human-robot ghost creation and visualization, editing, and manipulation, previewing and simulation, and guidance throughout a successful collaborative action.

## RELATED WORK

### Human-Robot Collaboration Model

Many cognitive frameworks and computational architectures have been proposed for enabling and supporting teamwork between humans and robots [65]. One of the keywords in human-robot collaboration (HRC) is *adaptation*: a robot interacting with people needs to reason over its uncertainty over the human internal state, as well as over how this state may change, as humans adapt to the robot [48]. While some previous work took the approach of human adapting to robot [49], and human-robot mutual adaptation [52], the largest body of current HRC works have been focusing on a *lead-assist* collaboration type and empowering the robot to be an assistant and to adapt to human actions. Researchers have presented various mathematical models and formulations focusing on task allocation and communication via goal-oriented controller [61], improving human-robot coordination through cross-training [51], and efficient learning with human inference with joint-action demonstrations [50]. Other researchers emphasized on robot learning methods and frameworks and proposed *interactive primitive*. Along this thread, a series of studies demonstrated cooperative task learning with single [8] and multiple [22] primitives. Further, *probabilistic movement* model has been introduced to improve human-robot coordination [44] and action recognition [43]. Other alternative authoring and planning-based methods have been proposed to achieve similar goals. For example, Koppula et al. developed a Markov Decision Processes (MDP) based model for human-robot-collaboration tasks in contextually rich environment [39], while Szafir et al. designed three collaborative interfaces to support human-flying robot collaboration [64]. These work primarily targeted at general mathematical solutions and learning methods for specific collaborative scenarios. However, it is still challenging to achieve applicable human-robot collaboration in real-world setups. Most of the HRC tasks were pre-defined and simplified versions of intended scenarios [65]. Also, many of these work require offline training with pre-capture data, which is not desired for on-site HRC.

On the other hand, our system complements the previous works by focusing on providing an in-situ HRC task authoring tool. We exploit the initiative of human users and enhance their capabilities with embodied interactions and AR interfaces. To better support a smooth workflow and rapid iteration of task plans, we adopt a real-time process for task authoring and collaboration acting without offline training. Taking advantages of the AR interface, we also provide active visual feedback with spatial and contextual reference so that human and robot are always aware of each other during the collaboration.

### Robot Programming by Demonstration

Robot programming by demonstration (PbD), also referred to as imitation learning, has become a popular method for programming and training robots. PbD reduces search space complexity for learning, supports natural means of embodied user interaction, thus enables flexible and user-friendly robot programming and training [11]. A large body of works have been done in developing methods and algorithms for learning individual motions [21, 62, 54] and compound motions [47, 19], as well as incremental teaching methods [53, 58]. So far, PbD has shown great success in training individual robots to do specific tasks with offline data captures. When applying PbD into collaborative scenarios, additional reference is needed since the robot is no longer operating in isolation. Instead, robots need to coordinate with the human partner, whose uncertainty depends on human's internal states upon actions. To achieve PbD for HRC tasks, previous works primarily relied on two people demonstrating the tasks where one of them plays the robot's role. The human demonstration is captured with a motion tracking system offline and fed a computational model to generate robot policy at runtime [8, 22, 44, 66, 67]. The above approach is intuitive to practice and has been used in HRC task authoring, including object handover and joint manipulation. However, this PbD approach is limited to pre-determined and straightforward task authoring due to the lack of visual interface for sophisticated editing. Moreover, as the offline demonstrations usually happened in a controlled lab environment, the collaboration volume was constrained, e.g., most of the presented collaboration tasks were executed using a stationary robot arm.

*GhostAR*, on the other hand, exploits a visual interface and displays the captured human motion as ghost images in the AR scene. Using the AR ghost as time-space references, users can author the HRC tasks by manipulating a virtual avatar of the real robot collaborators. We emphasize instantiating PbD by supporting embodied authoring in our workflow. Our system allows for collaborative tasks authoring of robots with various types of configurations. Further, when users perform the collaborations with robots, we allow users to use the same self-contained AR interface for motion inference.

### Human-Robot Interaction through Augmented Reality

An AR interface is spatially and contextually aware of the surrounding environment by its nature [12]. Thus, it serves as an ideal media to bridge the digital interface and physical reality. For example, it has been used for visual and spatial interactions with robots [29, 14, 36, 15] and smart devices [31, 32]. AR for human-robot interaction has been widely explored across industrial motion planning [23, 24, 18], mobile teleoperation [30, 40, 29, 36], sequential task planning [45, 42, 34, 26, 56], and multi-robot controlling [25], analyzing [28], and debugging [46]. Previous works primarily treated AR as a control interface for robots operating in isolation. While AR was explored to display robot's intent for user visualization to achieve better collaboration [27, 68, 59, 55, 9, 16], it has not been proposed to empower the entire life-cycle of HRC, from task authoring to collaboration acting. To the best of our knowledge, *GhostAR* is the first system that achieves the incor-

poration of AR within a full HRC workflow, enabling naturally embodied authoring with context-aware visual programming.

The key to HRC task authoring is to provide a reference of the collaboration partner spatially and temporally during the authoring process, which in turn ensures correct time-space coordination when the HRC task is in action. By further exploring into human-human scenarios, we have found several exciting AR works that achieve augmented collaboration through interactively reconstructing the surrounding environment [41], spatially visualizing the collaboration partners [33], and demonstratively externalizing user's body [69]. Informed and inspired by these recent works, we introduce a novel ghost visualization serving in a human-robot scenario for collaboration reference, authoring, and editing, as well as simulation and preview of authored joint action plans.

### DESIGN GOALS

We have derived the following Design Goals (DG) from the design rationale of our approach. The motivation for DGs has been extensively discussed in the RELATED WORK. An essential requisite for HRC is the adaption between the two parties of the collaboration: the human and robot. We chose the lead-assist type of HRC due to the scope of this work, hence adapting the robot to the human (DG1). Program-by-Demonstration (PbD) has been considered as one of the easiest ways of programming robot behavior through natural body movement with a shallow learning curve (DG2). AR can supplement PbD with a digital interface, that is in-situ and spatially situated. This enables us to create an authoring interface with contextual awareness (DG3) and rich digital visualization (DG4). The in-situ nature also promotes fast iteration with real-time feedback (DG5). Later we will describe how these DGs guide the design of our system.

**DG1: Adapting robot behavior to human.** Author human-lead-robot-assist typed collaborative tasks that are initiated by a human, where the robot always act adaptively to the human partner's actions.

**DG2: Programming with natural interaction.** Lower the barrier for users to effectively program complex HRC tasks, with natural body movement and intuitive interactions.

**DG3: Authoring with contextual awareness.** Provide spatial and contextual awareness that is important for Human-Robot task authoring. Both parties need to be aware of each other's position and status, as well as the surrounding environment.

**DG4: Visualizing with realistic simulation.** Give active and accurate visual feedback about what the user has authored, to ensure efficiency and correctness of the authoring through realistic simulations.

**DG5: Iterating with real-time feedback.** Enable a real-time process and rapid iterations from collaborative task authoring to action, with no need for offline programming and testing.

### GHOSTAR

#### Human-Robot Collaboration Model (lead-assist type)

It is important to first define the meaning of *collaboration* in our work as it touches a wide range of aspects, even just for

tasks between humans and robots. In *GhostAR*, we essentially present a robot programming tool that controls robots' actions based on its human partner's body movement. In other words, the robot collaborates with the human in the sense that it must act adaptively according to its human partner (guided by DG1). To achieve this, we present a collaboration model that is dynamically generated based on the user's authoring and is able to output robot action corresponding to the input human motion.

In a human-lead-robot-assist HRC task, we achieve motion coordination by defining user's action segments first. Our system allows users to record their body movement as a **Human Motion Clip** (a sequence of **Motion Frames** with different timestamps) and to use it to create HRC tasks. Note that the authored human motion could consist of several meaningful movements, and the user can put them into **Groups** to author HRC tasks correspondingly. For example, the human character in Figure 2 records the following motion: he/she walks, stops, and waves his/her hand, then walks for some distance and waves again. The HRC task the user wishes to author is to make the robot come over when he first waves, follow him and shoot videos for him as he walks, and then leaves when he/she waves hand again. To achieve this, the user needs to put the two *hand wavings* and a *walking* into three **Groups** and author the robot to behave as *come over*, *follow and shoot videos*, and *leave* correspondingly in these three **Groups**. For each **Group** of human motion, our system provides two types of collaborative tasks for the user to author. They are **Synchronize** and **Trigger** tasks.

- A **Synchronize** task authors a robot action to take place at the same pace of the reference human group. In this type of HRC task, robot and human will perform their own task, but at the same speed or progress, i.e., if the human moves faster, the robot will move faster to keep up, and vice versa. This applies to HRC tasks such as joint object manipulation, motion following for lighting or camera shooting, and coordinated movements like hand-shaking, etc.
- A **Trigger** task authors a robot action to take place after the human group. In this type, the robot starts executing its authored task right after the human has completed the reference group, i.e., human snaps his finger, and the robot starts sweeping the floor. This applies to HRC scenarios such as sequential joint assembly, and gesture signaling, etc.

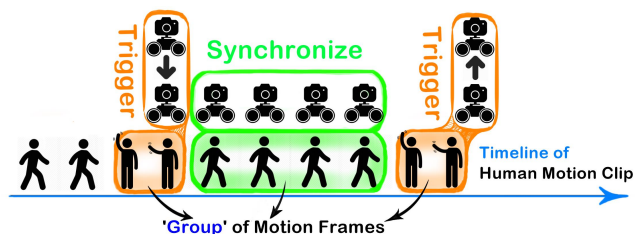


Figure 2: Authoring collaborative robot actions using **Groups**. The user first creates **Human Motion Clip** by acting out the human's part in the HRC tasks. Then, the **Human Motion Clip** is segmented into different **Groups** to define robot collaboration for **Trigger** or **Synchronize** tasks.

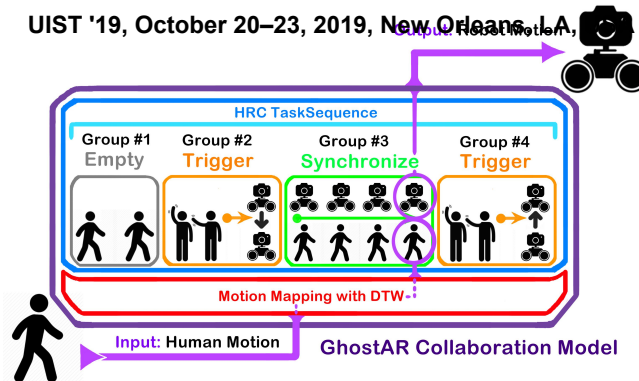


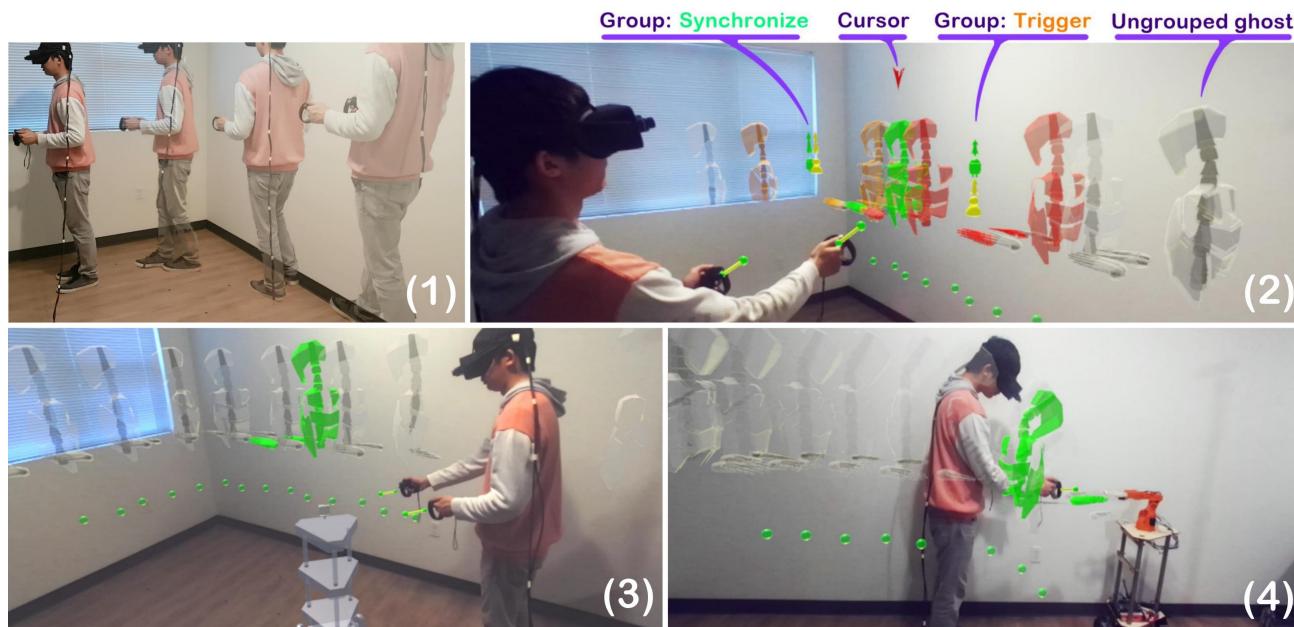
Figure 3: **GhostAR** collaboration model. The model consists of (1) a user-generated **HRC TaskSequence** and (2) motion mapping algorithm based on Dynamic Time Warping (DTW). During the collaborative action, this model takes real-time human motion as input and outputs the corresponding robot behavior based on DTW progress estimation.

As for the example in Figure 2, the user will author the *come over* and *leave* robot action as **Trigger** tasks for the two *hand-wave* **Groups**, and author the *follow and shoot video* as a **Synchronize** task for the *walk* **Group**.

So far, the user has been preparing the collaboration by creating the **HRC TaskSequence**. As shown in Figure 3, the **HRC TaskSequence** is a list of **Groups** that represents the authored task in an accessible and manageable manner. Note that adjacent ungrouped human **Motion Frames** will be automatically grouped as **Empty Groups**. The **HRC TaskSequence** together with the **Motion Mapping** module, form the collaboration model of *GhostAR*. When the HRC action is started, the user needs to repeat his authored motion in the sequential order. Meanwhile, our system will activate the first **Group** and start the motion mapping between the real-time captured human motion and the grouped **Human Motion Clip**. When the mapping progress indicates the current **Group** is completed, our system activates the next one and repeats this process until all **Groups** in the **HRC TaskSequence** are completed. For a **Synchronize** task, the system calculates the progress and output robot behavior at the corresponding timestamp. For **Trigger** task (which is generally shorter), the system focuses on recognizing the completion of the human movement and then issues commencement instructions for the authored robot actions. Note that **Empty Group** will be treated the same way as a **Synchronize Group**, for proper progress monitoring and activation of the next **Group**.

### Embodied Authoring with Augmented Reality

Our system's interaction workflow is implemented as a state machine, where a HRC task is authored with the following five modes: **Human Authoring Mode**, **Robot Authoring Mode**, **Observation Mode**, **Preview Mode**, and **Action Mode**. At the beginning of a new task authoring session, a user is first asked to choose the robot collaborator(s). Note that in the case of simultaneously collaborating with multiple robots, each robot will share the same **Human Motion Clip** but has its own **HRC TaskSequence**. After initialization, the user will be promoted to the **Human Authoring Mode** to create the first **Human Motion Clip**. After finishing the creation, the current tasks are displayed as AR ghost for visualization and manipulation in the **Observation Mode**. The user uses the cursor to perform a **Grouping** operation, and authors robot tasks for the selected



**Figure 4: GhostAR system interface.** (1) The user first acts out the human part of an HRC task in **Human Authoring Mode** via embodied movement. (2) The human motion is captured and represented as AR ghosts for editing in **Observation Mode**. (3) Using the human ghosts as the time-space contextual reference, the user then authors collaborative robot action in the **Robot Authoring Mode**. (4) During the **Action Mode**, the user plays out HRC task while following the AR ghost to repeat his previously authored human motion.

**Group** in the *Robot Authoring Mode*. Our system adopts robot authoring via manipulating a virtual AR robot, as opposed to a real robot. This approach enables easy programming of a mobile robot with spatial movement and object interaction while using the human ghost as a time-space reference. The authored robot behavior will then be displayed as robot ghosts, together with human ghosts. The human-robot ghosts form an expressive and editable HRC. In the *Observation Mode*, user can choose to enter *Preview Mode* to visualize the entire HRC task simulation with AR ghost animation. Once the user is satisfied with the authored task, he/she can act out the authored HRC tasks by entering the *Action Mode*. The system utilizes the dynamically generated collaboration model to derive the corresponding robot behaviors based on the user's real-time motions.

**Human Authoring Mode.** The *Human Motion Clip* is the baseline of the HRC task authoring. It contains the human motion that the robot will collaborate with, as well as the movement that the user needs to repeat during the *Action Mode*. Guided by DG2, the authoring of the *Human Motion Clip* is achieved through natural embodied movement, where the system records the user's body motion by tracking the position and orientation of the AR headset and two hand-held controllers. Then the *Human Motion Clip* will be represented by segmented ghost avatars and displayed in the user's AR view, as illustrated in Figure 4-(1). The ghost avatar also plays the authored human movement repeatedly as an animation in real-time scale for review. To extend the *Human Motion Clip*, the user first needs to trigger the last pose in the recorded clip and then act new human motion, which will automatically be tailed to the end of the current *Human Motion Clip*.

**Robot Authoring Mode.** Once the *Human Motion Clip* is created, user can pick a segment from it and generate a *Group*, then author a *Synchronize* or *Trigger* robot task for it. For each selected robot collaborator, there exists a virtual robot avatar in *GhostAR* that mimics the behavior of the real robot. User can control the virtual robot, with the hand-held controllers and physical movements, to facilitate the robot motion authoring. Guided by DG3, we establish the time-space correlation between the robot and the human by utilizing the human ghost as the contextual reference. For a *Synchronize* task, the time-length of the robot clip is equal to that of the human group. As the user is authoring robot and progressing, the human ghost with the same timestamp will be displayed as AR reference to assist the user, as illustrated in Figure 4-(3). The user can pause/resume and walk around anytime during the authoring process in order to observe and operate the robot avatar from the optimal perspective. In terms of a *Trigger* task, the user authors robot actions independently which will be placed *after* the *Trigger Group*. Once robot authoring is finished, the authored HRC task will be animating repeatedly, with both human and robot ghosts, to visualize and preview the task before the user decides to accept or redo (guided by DG4).

**Ghost Visualization and Manipulation.** Our system provides in-situ authoring experience by exploiting the advantage of AR interfaces, thus promotes rapid iteration without off-line preparation (guided by DG5). In the *Action Mode*, the authored tasks are displayed as AR ghosts for the user to preview and manipulate. The ungrouped raw human ghosts are displayed as transparent segmented snapshots while the grouped ghosts are displayed with Start/End *Motion Frames* with a uniquely assigned color and a floating 3D icon indicating its collaboration type, as illustrated in Figure 4-(2). Using the interactive cursor, user can edit the *Human Motion*

*Clip* and perform operations such as *Grouping*, *unGrouping*, ‘trimming’, etc. If the cursor is pointing at any *unGrouped* raw human ghost, the pointed ghost *Human Frame* will be highlighted. Otherwise, if the cursor is inside a *Group*, the Human-Robot task of that group will animate repeatedly until the cursor is moved outside. Note that the user can also enter the Preview Mode and visualize the entire task as a continuous simulated AR ghost animation.

**Action Mode.** The *Action Mode* is where the user carries out the collaboration tasks. In this Mode, the system captures the real-time movement of the user and maps it with the recorded *Human Motion Clip*, then issues corresponding instructions to drive the robot and perform the collaborative task. To help the user repeat his authored motion and alleviate the mental burden of memorization, the system provides numerous AR guidance to assist the user. As illustrated in Figure 4-(4), our system not only projects a dotted trail for the user to follow, but also plays the next-to-act *Group*’s animation to refresh the user’s memory. Therefore, the user only needs to focus on the current task, and the system is guiding him/her step-by-step. Besides, our system also provides numeric progress information for the user to keep track of him/herself as well as the robot’s working status.

### Motion Mapping using Dynamic Time Warping

We describe how our system achieves motion mapping for both *Synchronize* and *Trigger* tasks. Essentially, in order to recognize the user’s status, we rely on positions of the user’s head and both hands which are provided by our AR interface. We then introduce DTW to infer the user’s activities using the nine degree-of-freedom (DOF) inputs. At the time  $t_i$ , the user’s state is represented by a  $\mathbb{R}^9$  vector:

$$v_{t_i} = [x_{t_i}^{head}, y_{t_i}^{head}, z_{t_i}^{head}, x_{t_i}^{left}, y_{t_i}^{left}, z_{t_i}^{left}, x_{t_i}^{right}, y_{t_i}^{right}, z_{t_i}^{right}]^T$$

In this manner, each *Human Motion Clip* derives a  $\mathbb{R}^9$  curve as:  $\mathbf{L}_{record} = [v_1, v_2, v_3, \dots, v_N]$ . And we denote the human motion in *Group*  $G_i$  as  $l_{G_i}$  which is a continuous segment within  $\mathbf{L}_{record}$ .

To reduce the DOF of the inputs and to keep the most relevant information from the raw gesture data  $\mathbf{l}_{G_i}$ , we apply principal component analysis (PCA) [13] to project this  $\mathbb{R}^9$  curve onto a  $\mathbb{R}^2$  plane. A projected curve  $\mathbf{f}_{G_i}$  and a projection matrix  $P_{G_i}$  are derived as well as in Algorithm 1. For each activated *Group*  $G_i$ , the real time data  $v_{t_{now}}$  is projected by  $P_{G_i}$  and then compared with the  $\mathbf{f}_{G_i}$  to acquire the corresponding progress in  $G_i$ .

---

### Algorithm 1 Calculate Projected Curve and Projection Matrix

---

- 1: **procedure** PCAPROJECTION( $\mathbf{l}_{G_i}[1 \dots n]$ )
  - 2:  $\overline{\mathbf{l}}_{G_i} \leftarrow (\Sigma \mathbf{l}_{G_i}) / (9 * n)$
  - 3:  $\mathbf{V} \leftarrow (\mathbf{l}_{G_i} - \overline{\mathbf{l}}_{G_i})(\mathbf{l}_{G_i} - \overline{\mathbf{l}}_{G_i})^T$
  - 4: Let  $\mathbf{v}_1$  and  $\mathbf{v}_2$  be two eigen vectors associated with the largest eigen values of  $\mathbf{V}$ .
  - 5: output  $\mathbf{P}_{G_i} \leftarrow [\mathbf{v}_1, \mathbf{v}_2]^T$
  - 6: output  $\mathbf{f}_{G_i} \leftarrow \mathbf{P}_{G_i} \mathbf{l}_{G_i}$
- 

---

### Algorithm 2 Calculate DTW Distance Matrix

---

- 1: **procedure** DTWDISTANCEMATRIX( $\mathbf{s}[1 \dots n], \mathbf{t}[1 \dots m]$ )
  - 2:  $\mathbf{D} \leftarrow \text{array}[0 \dots n, 0 \dots m]$
  - 3: **for**  $i \leftarrow 1, n$  **do**  $\mathbf{D}[i, 0] \leftarrow \infty$
  - 4: **for**  $i \leftarrow 1, m$  **do**  $\mathbf{D}[0, i] \leftarrow \infty$
  - 5: **for**  $i \leftarrow 1, n$  **do**
  - 6:     **for**  $j \leftarrow 1, m$  **do**
  - 7:          $\mathbf{D}[i, j] \leftarrow \|\mathbf{s}[i] - \mathbf{t}[j]\| + \min(\mathbf{D}[i-1, j], \mathbf{D}[i-1, j-1], \mathbf{D}[i, j-1])$
  - 8: **return**  $\mathbf{D}$
- 

**Trigger Task Detection.** Assume that an activated *Group*  $G_i$  is a *trigger Group* and we want to determine whether the user has finished performing the human motion  $l_{G_i}$ . We first collect the motion that the user has just performed:  $\mathbf{l}_{realtime} = [v_{t_{now}-n+1}, \dots, v_{t_{now}-1}, v_{t_{now}}]$  where  $n$  is the length of  $l_{G_i}$ . Then, we get the projected curve  $\mathbf{f}_{realtime} = \mathbf{P}_{G_i} \mathbf{l}_{realtime}$  and compare it with  $\mathbf{f}_{G_i}$ . This method is close to a conventional human action recognition problem [60]. We use Dynamic Time Warping (DTW) algorithm [57] to calculate the similarity. DTW is an algorithm to find the alignment between two time series data. Given two time series  $\mathbf{s} = [s_1, s_2, \dots, s_n]$  and  $\mathbf{t} = [t_1, t_2, \dots, t_m]$  with length  $n$  and  $m$ , a distance matrix  $\mathbf{D}$  is calculated using Algorithm 2. Each element  $\mathbf{D}[i, j]$  in the distance matrix  $\mathbf{D}$  is the distance between  $\mathbf{s}[1 : i]$  and  $\mathbf{t}[1 : j]$  with best alignment. And we define  $\mathbf{D}[n, m]$  as DTW distance between  $\mathbf{s}$  and  $\mathbf{t}$ , note as  $\langle \mathbf{s}, \mathbf{t} \rangle$ . In our specific case, if  $\langle \mathbf{f}_{realtime}, \mathbf{f}_{G_i} \rangle$  reaches its global minimum, we assume that the user finishes performing  $G_i$  at the current time. However, the future behavior of the user is unavailable, so it is hard to identify when the global minimum is achieved. To this end, we use a threshold  $\epsilon$  to conclude a global minimum given the existing behaviors of the user. Basically, if  $\langle \mathbf{f}_{realtime}, \mathbf{f}_{G_i} \rangle$  reaches a local minimum and this minimum value is smaller than  $\epsilon$ , we assume that this minimum value is the global value and report to the system that  $G_i$  is triggered by the user. To adapt this threshold for different  $\mathbf{f}_{G_i}$  with various lengths, we set  $\epsilon = a * n$  where  $a$  is a fixed coefficient.

### Synchronize Task Progress Estimation.

If an activated *Group*  $G_i$  is a *Synchronize* task, we need the user’s progress (0% ~ 100%) in order to temporally coordinate the robots’ motions. We propose to compare the real time data  $\mathbf{l}_{realtime} = [v_{t_{start}}, \dots, v_{t_{now}-1}, v_{t_{now}}]$  with the sub-sequences of  $\mathbf{l}_{G_i}$ :  $\mathbf{l}_{G_i}[1], \mathbf{l}_{G_i}[1 : 2], \dots, \mathbf{l}_{G_i}[1 : n]$ , where  $t_{start}$  is the time when  $G_i$  is activated. And we derive the user’s progress as  $n^*/n$  if the sub-sequences  $\mathbf{l}_{G_i}[1 : n^*]$  approximates  $\mathbf{l}_{realtime}$  the most. In other words, we first project  $\mathbf{l}_{realtime}$  to  $\mathbf{f}_{realtime}$  using  $\mathbf{P}_{G_i}$  and calculate the DTW distances between  $\mathbf{f}_{realtime}$  and the sub-sequences of  $\mathbf{f}_{G_i}$ :  $\mathbf{f}_{G_i}[1], \mathbf{f}_{G_i}[1 : 2], \dots, \mathbf{f}_{G_i}[1 : n]$ , noted as  $d_1, d_2, \dots, d_n$ . And find  $n^* = \arg \min_{1 \leq i \leq n} (d_i)$ . However, we note that the scale of  $d_i$  is influenced by the length of the sub-sequence  $\mathbf{f}_{G_i}[1 : i]$ . To eliminate this influence, a modified DTW distance  $d'_i = d_i / \sqrt{i}$  ( $i = 1, 2, \dots, n$ ) is introduced. Then we determine a sub-sequence  $\mathbf{f}_{G_i}[1 : n^*]$  that is best aligned with  $\mathbf{f}_{realtime}$  while  $n^*$  is given by  $n^* = \arg \min_{1 \leq i \leq n} (d'_i)$ , and

thus the user's progress is  $n^*/n$ . Recall the property of DTW distance matrix  $\mathbf{D}$ ,  $d_1, d_2, \dots, d_n$  are actually the last row of  $\mathbf{D}$ , so in practice, we use Algorithm 3 to calculate  $\mathbf{D}$  and  $n^*$  iteratively.

---

**Algorithm 3** Progress Estimation Using DTW
 

---

```

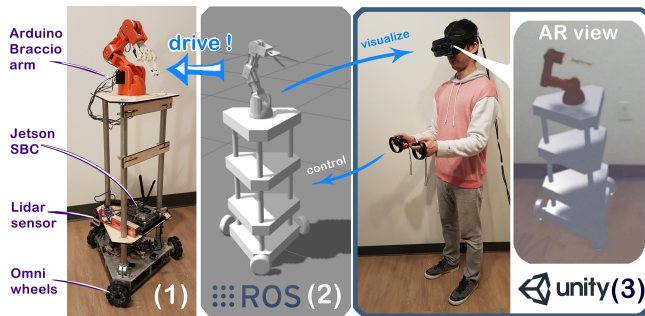
1:  $\mathbf{d}_{old} \leftarrow \text{array}[0 \dots n]$ ,  $\mathbf{d}_{new} \leftarrow \text{array}[0 \dots n]$ 
2: for  $i \leftarrow 0, n$  do  $\mathbf{d}_{old}[i, 0] \leftarrow \infty$ 
3: for  $i \leftarrow 0, n$  do  $\mathbf{d}_{new}[i, 0] \leftarrow 0$ 
4: while Synchronized Task  $S_i$  has started do
5:   if  $v_{t_{now}}$  is updated then
6:      $f_{t_{now}} \leftarrow \mathbf{P}_{S_i} v_{t_{now}}$ 
7:     for  $i \leftarrow 1, n$  do
8:        $\mathbf{d}_{new}[i] \leftarrow \|f_{S_i}[i] - f_{t_{now}}\| + \min(\mathbf{d}_{new}[i - 1], \mathbf{d}_{old}[i - 1], \mathbf{d}_{new}[i])$ 
9:      $n^* \leftarrow \arg \min_{1 \leq i \leq n} (\mathbf{d}_{new}[i] / \sqrt{i})$ 
10:     $\mathbf{d}_{old} \leftarrow \mathbf{d}_{new}$ 
11:    output progress  $\leftarrow n^* / n$ 
  
```

---

## IMPLEMENTATION

### System Setup and Development

We build our see-through AR platform by attaching a stereocamera (ZED Dual 4MP Camera (720p)) in front of a VR headset (Oculus Rift). Four external Oculus IR-LED Sensors track the human body motion with an active working area of 5m x 5m. Two Oculus Touch Controllers enable interactions used in the system. The major part of *GhostAR* software system is developed with Unity3D engine and Robot Operating System (ROS)[5], including the AR interface and embodied interaction, motion recording, and DTW calculation, etc. The authored *Human Motion Clip* and robot clips are recorded at the rate of 90Hz. It is worth to note that this prototyped AR platform still relies on external tracking and tethered computer, which limits the interaction volume. However, with the newly developed mobile AR/VR technologies, e.g., HoloLens [1] and Oculus Quest [2], we believe that implementing GhostAR with stand-alone devices would not involve much effort.



**Figure 5: Robot implementation workflow with ROS-Gazebo for realistic back-end simulation and Unity for front-end interaction and visualization.**

### Robot Simulation and Prototyping

We have prototyped several robots, including three physical robots (GripperBot, CamBot, Armbot) and a virtual robot drone, for use case demonstration and studying the effectiveness of robot authoring user interaction. The CamBot is an

omni-mobile robot with a camera mounted. The ArmBot is a fixed 6-DOF robot arm (Arduino Tinkerkit Braccio). The GripperBot is an omni-mobile robot with the 6-DOF robot arm sitting on top of it. As is illustrated in Figure 5, the mobile robot base is powered by 3 DC motors (locally controlled by Arduino) driven by omni wheels that are capable of moving towards any direction while rotating. The robot is equipped with an NVIDIA Jetson TX1 Development Kit running ROS as the robot's central controller and with a SICK TiM 561 2D LIDAR for SLAM navigation. The robot is powered by four LiPo batteries (11.1V, 5000mAh for each battery). During the *Robot Authoring Mode*, in order to deliver realistic virtual robot simulation that closely resembles the dynamics and physical behavior of the real robot, we adopt ROS-Gazebo [4] as back-end robot simulator, the workflow is illustrated in Figure 5. In detail, the controller inputs are sent to ROS-Gazebo using ROS#-Unity protocol[6] via WiFi communication. ROS-Gazebo then simulates the motion of the robot under dynamic and physical constraints (maximum torque, speed, acceleration, etc). Meanwhile, it simultaneously pushes the real-time robot status back to Unity3D where the virtual robot is then rendered accordingly in the user's AR view. In this way, users can experience realistic robot manipulation and visualization with virtual robot avatars. Within the *Action Mode*, our collaboration model derives the corresponding robot behavior into ROS-Gazebo, which then instructs the physical robot to act accordingly.

## USE CASE SCENARIOS

Figure 6 illustrates four use case scenarios of *GhostAR*. Figure 6-(1) demonstrates our primary use case, involving the human user simultaneously collaborating with two robots for both *Synchronize* and *Trigger* tasks. In this use case, the human walks towards the table with a red object in his hand to be put onto the table in the designated area. His body motion of '*bending over and place the object*' is authored as a *Trigger* for the robot arm to grab the red object and place it into the basket. Meanwhile, the human motion when he is walking towards the table is authored as a *Synchronize* task for the CamBot to follow and videotape the whole process, in order to get the best shooting angle. Figure 6-(2) demonstrates a joint assembly task with the ArmBot where the user provides the bottom part of the assembly, and the ArmBot grabs the top part and assembles them. The task is authored as a *Trigger* action and can be performed repeatedly. Figure 6-(3) demonstrates a scenario where a drone is providing spotlight for the user while he/she walks towards the couch, sits down, and puts the round object into the container. The entire HRC action is authored as one *Synchronize* task. Figure 6-(4) demonstrates a *Synchronize* hand-shaking scenario where the robot reaches out its gripper at the same pace as the human reaches out his/her hand, e.g., it pauses if the human pauses, and proceeds when the human proceeds.

## USER STUDY

To evaluate our collaboration model accuracy, robot authoring interactivity, and overall usability of our system, we invited 12 users (11 male, age ranging from 19 to 31) to our three-session preliminary user study, with 10 of them from engineering background and the other 2 from management background. Eight




Figure 6: Use cases. (1) Object handover with CamBot videotaping and following. (2) Joint assembly with ArmBot. (3) Object manipulation with drone providing spotlight. (4) Handshaking with GripperBot.

users had VR experience while five had AR experience. None of the users had prior experiences with our system. The study was conducted in a 5m x 5m area using only virtual robots (the GripperBot and the Drone) for safety concerns. The study for each user cost about 2 hours cumulatively and each user was paid 20 dollars for compensation. The entire process was video recorded for post-study analysis. Each user was given a 15 min tutorial about the background of the project before proceeding to the task in session 1. After each session, each user was given a survey to answer objective Likert-type questions. Each Likert-type item is graded by users from 1 to 5, on the usefulness of the feature and the level of agreement. After all the sessions, a conversation-style interview was conducted to acquire subjective feedback and a standard System Usability Scale (SUS) questionnaire was also given to each user. (P = participant)

### Session 1: Human Authoring and Motion Mapping

One of the core features of *GhostAR* is to recognize the user's body gestures and map it with the previous authoring to output the corresponding robot behavior. This is achieved by our in-situ generated collaboration model using DTW based algorithm. The first session of the study is designed to evaluate this with novice users.

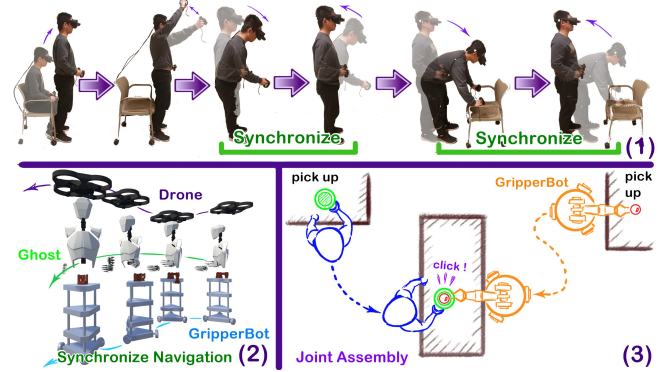


Figure 7: User study setup. (1) Session 1: Human authoring and motion mapping. (2) Session 2: Robot authoring interactivity. (3) Session 3: System usability evaluation.

**Procedure.** Users were asked to perform a continuous motion in the *Human Authoring Mode* that included six regular gestures (Figure 7-(1)): stand up from a chair ( $G_1$ ), wave hand ( $G_2$ ), pick up a virtual item ( $G_3$ ), walk to another place and put down the virtual item ( $G_4$ ), bow and reach out to the handles of a chair ( $G_5$ ), push the chair a short distance and stand up straight ( $G_6$ ). The whole motion series took approximately 30 seconds. The users then forwarded into the *Observation Mode* and put each of the above gesture into a *Trigger Group*  $T_i$ , ( $i = 1, \dots, 6$ ). Also, the object-moving motion between  $G_3$  and  $G_4$ , and the chair pushing motion between  $G_5$  and  $G_6$  are *Grouped* as two *Synchronize* tasks  $S_i$ , ( $i = 1, 2$ ), respectively. Each user repeated the above process 4 times and all data set were recorded for a *cross validation*: using 1 set of data as authoring and 1 set as acting, to acquire large amount of evaluation results. For each *Trigger* task  $T_i$ , we collected the detection time from the collaboration model,  $t_{T_i}$ . For each *Synchronize* task  $S_i$ , we collect the estimated progress at time  $t$  by the collaboration model instead, noted as  $P_{S_i}^{est}(t)$ . The end time,  $t_{T_i}^G$  of each *Trigger* gesture  $G_i$ , as well as the start time  $t_{S_i}^{start}$  and end time  $t_{S_i}^{end}$  of each *Synchronize* task  $S_i$  were manually labeled as ground truth.

**Evaluation of *Trigger* task detection accuracy.** Figure 8-(top) shows an example of the DTW distance values of a user (P4) in the *Action Mode*. All 12 users authored 846 valid *Trigger* tasks in total (6 gestures  $\times$  12 comparisons  $\times$  12 users),

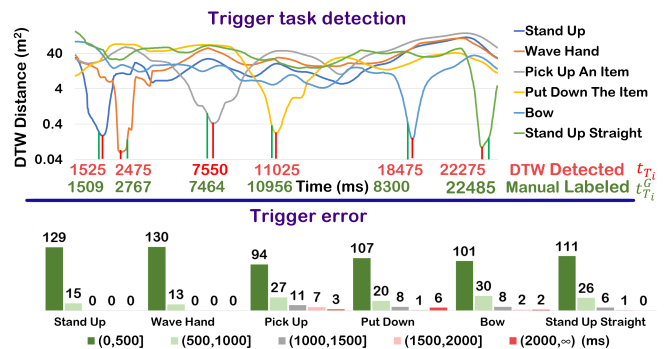


Figure 8: *Trigger* task detection test. Top: DTW distance example from P4. Bottom: The distributions of *Trigger* tasks detection time error.



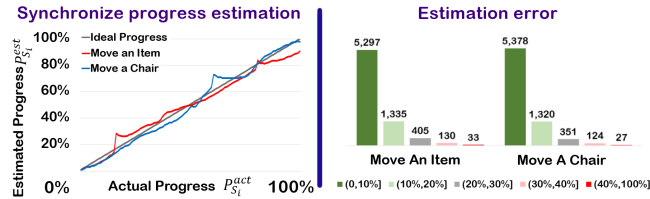


Figure 9: Synchronize task progress estimation. Left: A progress estimation example from P4. Right: The distributions of estimation error.

840 of which were successfully detected (99.3%). For the 840 detected *Trigger* tasks, we calculated the error of detection time  $|t_{T_i}^G - t_{T_i}|$  and display its distribution in Figure 8-(Bottom). The average of the detection error is 414.8ms (SD. 1052.2ms) and 803 *Trigger* tasks (95.6%) were detected within 1 second before or after the user had completed that gesture. To better illustrate the *Trigger* detection accuracy that is associated with different gestures, we calculate the 80% medians, which reveals the time within which most (> 80%) of the triggers were detected:  $G_1 : 375ms, G_2 : 358ms, G_3 : 857ms, G_4 : 685ms, G_5 : 642ms, G_6 : 517ms$ . We observed that the accuracy of detecting the pick-up ( $G_3$ ) and put-down ( $G_4$ ) gesture was lower than that of the stand-up ( $G_1$ ) and wave-hand ( $G_2$ ). This is because of the motion involved in  $G_3$  and  $G_4$  has less amplitude, with only one hand moving in the relatively smaller distance, resulting in lower detection accuracy.

**Evaluation of Synchronize task progress estimation.** We used the timestamp values  $t$  to characterize a user’s progress in the *Synchronize* task. The actual progress is defined as  $P_{S_i}^{act}(t) = (t - t_{S_i}^{start}) / (t_{S_i}^{end} - t_{S_i}^{start})$  ( $t_{S_i}^{start} < t < t_{S_i}^{end}$ ). Figure 9-(Left) shows an example of the  $P_{S_i}^{act}(t) - P_{S_i}^{est}(t)$  curve. For each *Synchronize* task  $S_i$ , we uniformly selected 100 data points from the  $P_{S_i}^{act}(t) - P_{S_i}^{est}(t)$  curve ( $P_{S_i}^{act}(t) = 1\%, 2\%, \dots, 100\%$ ) and calculate the estimation error  $|P_{S_i}^{act}(t) - P_{S_i}^{est}(t)|$ . All 12 users contributed 14400 data points (2 *Synchronize* tasks  $\times$  100 data points  $\times$  6 comparison  $\times$  12 users) in total. The distributions of the estimation errors are shown in Figure 9-(Right). The average of the progress estimation error is 7.31% (SD. 7.61%). The 80% medians are 12.24% (object moving) and 11.73% (chair pushing), which implies that in most of the time (> 80%), the robot will not surpass or fall behind a user for more than 1 second considering the fact that the *Synchronized* tasks last between 4 to 7 seconds long. Based on our observation during the user study, we suspect that the error may come from the minor inconsistency (e.g. irregular pause) of the user’s behavior during some of the motions.

**Session 2: Robot Authoring Interactivity**

Another highlighted feature of *GhostAR* is to author spatially and temporally synchronized robot motion with the human reference. In this session, we tested the robot interactivity and system interface towards authoring a *Synchronize* HRC task.

**Procedure.** A user first defined the human motion ghost by traveling through two routes: a straight-line and a circular path within the 5mx5m arena. Then we asked the user to author two virtual robots to travel along with the human ghost while trying to coincide with the footprint (for the GripperBot) and the head position (for the Drone) of the human ghost, as

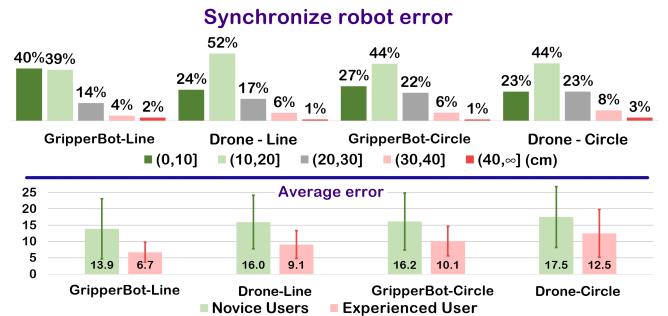


Figure 10: Robot authoring interactivity. Top: The distributions of the error. Bottom: Average error of novice users and an experienced user.

illustrated in Figure 7-(2). The authoring data was recorded for accuracy analysis, and each user repeated the process twice.

**Result and Discussion.** In general, users were able to understand the robot authoring interaction quickly, and all users successfully authored the described task. Many users frequently use the “pause/resume” feature to adjust themselves for better observing and maneuvering perspective during the authoring. The histogram in Figure 10-(Top) shows the distributions of the robot authoring errors. The average of authoring errors are 13.9cm (SD. 9.2cm) for the GripperBot moving along straight line, 16.0cm (SD. 8.2cm) for the drone moving along straight line, 16.1cm (SD. 8.7cm) for the GripperBot moving along a circle and 17.5cm (SD. 9.3cm) for the drone moving along a circle. Since the users used the robot’s body as reference, and the GripperBot and the Drone both have a radius of 25cm, we consider that the human ghost and the robot are aligned if the captured distance is shorter than 25cm. Based on these criteria, we calculated an *alignment rate* which is defined by the percentage of errors which are smaller than 25cm. The values of *alignment rate* are 89.57% (the GripperBot following a line), 86.87% (the Drone following a line), 84.29% (the GripperBot following a circle) and 81.46% (the Drone following a circle). This result indicates that most of the time (> 80%), the users were able to author the robot to be precisely aligned with the human ghost for this *Synchronize* task.

By observing the study and analyzing the results, we find that keeping the error below 10cm was generally a hard task for regular users, especially for the Drone which has one added DOF than the GripperBot. We believe this is mainly because the users were not familiar with the kinetic mechanism of the robots. Restricted by the physical principals, the robots had large inertia and could not strictly follow the users’ authoring behaviors as assumed. So that many users tended to overshoot while controlling the robots. Additionally, the Drone is always swinging due to its aerodynamics properties (simulated by ROS-Gazebo), which makes it even harder for maneuvering. Besides, the circular route evidently produced more error than the straight-line, which we assume is caused by the lack of next-position reference and users could not anticipate the time when the Ghost made a turn. We also compare the novice users with an experienced user who had practiced the authoring process five times. And display their average error in Figure 10-(Bottom). The result shows that the experienced user achieved much better accuracy result than the novice users. This indicates that the proposed robot interaction can be

easily mastered with a few rounds of practice, and therefore better *Synchronize* performance can be achieved.

### Session 3: System Usability Evaluation

Here we evaluated the overall usability of our system by asking users to author an HRC task, then act out the collaboration.

**Procedure.** The users were asked to complete a joint assembly task with the GripperBot, during which the user and the robot each picked up one part and met in the middle to put assemble. The HRC task consists of a *Synchronize* action and two *Trigger* actions. As illustrated in Figure 7-(3), the collaboration scenario is described as follow: the users picked up his green part, *Triggering* the robot to pick up the red part; then they traveled towards the middle workstation at a *Synchronize* pace; when met, the users put down their parts first, *Triggering* the robot to place its red object and complete the assembly.

**Result and Discussion.** All participants were able to successfully act out the collaboration task with our system issuing the correct robot behavior according to the authoring. The average task authoring time for task completion is 2 min 16 s.

The system feature related Likert-type results collected from the 3-session study are shown in Figure 11. After the tutorial, participants were generally confident to author the HRC task and agreed on the smoothness of our system workflow (Q9: avg = 4.25, sd = 0.62). *“It’s fast and easy to plan a task, just role-plays your action and use the ghost reference to play the robot part. (P2)”* The timely authoring process and rapid iteration were appreciated by the users. *“I like how fast it is from planning the task to acting it out, encourages me to try more. (P4)”* We believe the feedbacks indicate that our system enables real-time and in-situ authoring, meeting our DG5. Users are also impressed with the motion mapping accuracy and robustness of our system during the Action Mode. *“I thought my acting was not that consistent with multiple pauses, but surprisingly your system recognized it and issues the correct robot behaviors. (P3)”* This comment indicates that we have achieved robot collaborative adaption in terms of coping with human partner’s uncertainty (DG1).

The embodied authoring and interaction method (referred to as ‘role-playing’) is receptive to our participants, for both human ghost authoring (Q1: avg = 4.17, sd = 0.94) and robot avatar control (Q7: avg = 4.08, sd = 0.79). *“Moving a virtual robot in AR space was much easier than I thought. (P4)”* These comments have reflected positively to our DG2. The visualization accuracy of the ghost in terms of time-space reference is high according to (Q3: avg = 4.5, sd = 0.67). Further, the realistic robot simulation used for robot avatar interaction and visualization is also generally appreciated (Q6: avg = 3.83, sd = 0.94). *“That drone was kind of difficult to control. But I think the interaction method you provide is super realistic. The robot didn’t move to where you were pointing to, it moved slowly to the target like a real robot. And for the drone, it was swinging and tilting when moving. (P7)”* We believe these comments confirm the necessity of adopting a professional robotics engine (ROS-Gazebo) with realistic simulation to enhance the experience, meeting our DG4.

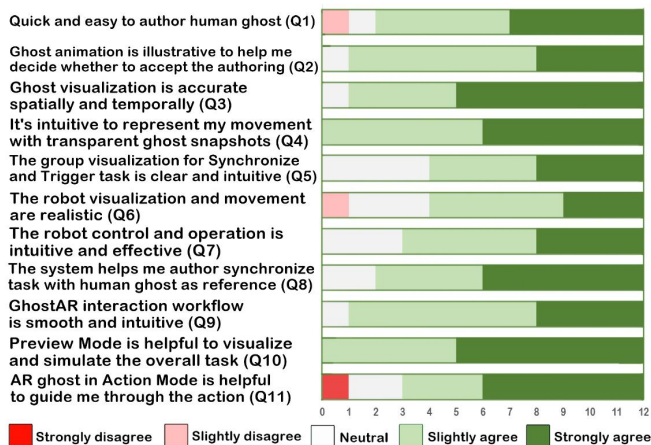


Figure 11: Likert-type result after the three-session study.

Survey responses were positive about the AR ghost to display the authored task in a spatially situated manner (Q4: avg = 4.5, sd = 0.52) with intuitive visual representation (Q5: avg = 4, sd = 0.85). The ghost images are welcomed as a time-space context for authoring collaborative robot task (Q8: avg = 4.33, sd = 0.78), as well as a visual guidance during the *Action Mode* for successful collaboration execution (Q11: avg = 4.08, sd = 1.24) *“It’s very interesting like Sci-Fi, when I’m able to see what I have done with ghosts. (P3)”* The most popular feature of our system is the animation preview for the newly authored ghost (Q2: avg = 4.25, sd = 0.62) and the entire HRC task before action (Q10: avg = 4.58, sd = 0.51). *“The ghost animation is definitely my favorite part of the system, I can see so many potential applications for this technique. (P12)”* We believe the feedback matches our goal of providing contextual aware authoring experience (DG3). The standard SUS survey result for the entire study is 80 with a standard deviation of 6.75, indicating high usability of the system.

### DISCUSSION AND FUTURE WORK

While users all appreciated the usefulness of AR ghost in terms of contextual visualization and task simulation, they have almost unanimously raised one interestingly conflicting problem. 6 out of 12 users have mentioned in one way or another that, the AR ghosts can occasionally become distracting and obtrusive. *“There are too many ghosts in front of me when I am trying to see and act. (P10)”* This feedback emerges that after the users get familiar with the system and they start feeling not needing the AR guidance *all the time*. This finding brings out an important question when designing such systems: **how shall we balance between demonstrative ghost reference and clear authoring view, and provide both for the user?** While this may be a research question for the future endeavor, we have some initial thoughts. A quick fix could be giving the user the ability to toggle all the AR ghost manually. However, if the user only wants to hide *some* of the ghost images, the added interaction could increase the cognitive load of the user. Another potential solution involves intelligently detecting the user’s intention and only display the most relevant and needed ghost. For example, during the *Action Mode*, the ghost appears only when the user is about to go off-track.

In this work, we prototyped our system with see-through HMD AR and achieved body externalization with IR-based tracking

device. The current hardware setup provides only 3-joints tracking (head and two hands), and we utilized only the position value, resulting in a 9-dimensional input data for our collaboration model. Note that this setup is largely limited by the currently available hardware platform, and is likely to change. For example, future AR-based body tracking technique is expected to have multiple-joints and provides more realistic humanoid ghost. Furthermore, with additional sensory input embedded, such as tactile force feedback, we can achieve force-sensitive collaborative authoring with our system, such as joint object carrying.

Although the *GhostAR* system can detect the user's motion status with fair accuracy, the DTW algorithm we are currently using largely relies on user's consistency in order to achieve satisfying performance. As a result, the user in *Action Mode* is constrained to the previously authored motions and has very limited flexibility. To tackle this problem in the future, our initial guess could be utilizing the state-of-the-art human action recognition approaches, such as probabilistic methods and deep neural networks, to capture the critical features in the user's motion. Thus granting more freedom to the user and enabling for intuitive authoring and acting behavior while maintaining collaborative accuracy.

It is worth emphasizing that *GhostAR* is an HRC task authoring and acting platform designed as a complimenting workflow for the more advanced human-robot-collaborative learning frameworks, as discussed in the Related Work section. Our system can be applied to many other HRC models specializing in different applications, to achieve a higher level of collaborative intelligence while empowering users with real-time, spatially situated visual task authoring capability.

## CONCLUSION

We have presented *GhostAR*, a human-robot-collaborative task authoring system featuring role-playing embodied interaction and contextually situated visual editing. In this paper, we have demonstrated how an AR interface can be synergistically integrated with embodied authoring to create elevated HRC experience. We have proposed essential guidelines for HRC authoring system design, highlighting 1) robust motion adaptation, 2) natural embodied interaction, 3) contextual authoring reference, 4) realistic visual simulation, and 5) fluid real-time iteration. Our three-session system evaluation received positive results, indicating that the proposed system has reached the design goals, while also unveiling the potential directions for future endeavors. *GhostAR* has created a brand new perspective to solve the balancing problem between sophisticated functionality and intuitive interaction in an adaptive collaboration context, thus offering future inspirations to the HCI and HRI community.

## ACKNOWLEDGEMENT

This work was partially supported by the NSF under grants FW-HTF 1839971, IIS (NRI) 1637961 and IIP (PFI:BIC) 1632154. Any opinions, findings, and conclusions or recommendations expressed in this material are those of the authors and do not necessarily reflect the views of the funding agency.

## REFERENCES

- [1] 2019. Holoens. (2019). <https://www.microsoft.com/en-CY/hololens>.
- [2] 2019. Oculus. (2019). <https://www.oculus.com/>.
- [3] 2019. Optitrack. (2019). <https://optitrack.com/>.
- [4] 2019. Razebo Simulator. (2019). <http://gazebosim.org/>.
- [5] 2019a. Robot Operating System. (2019). <http://www.ros.org/>.
- [6] 2019b. RosSharp. (2019). <https://github.com/siemens/ros-sharp>.
- [7] 2019. XSense. (2019). <https://www.xsens.com/tags/motion-capture/>.
- [8] Heni Ben Amor, Gerhard Neumann, Sanket Kamthe, Oliver Kroemer, and Jan Peters. 2014. Interaction primitives for human-robot cooperation tasks. In *2014 IEEE international conference on robotics and automation (ICRA)*. IEEE, 2831–2837.
- [9] Rasmus S Andersen, Ole Madsen, Thomas B Moeslund, and Heni Ben Amor. 2016. Projecting robot intentions into human environments. In *2016 25th IEEE International Symposium on Robot and Human Interactive Communication (RO-MAN)*. IEEE, 294–301.
- [10] Andrea Bauer, Dirk Wollherr, and Martin Buss. 2008. Human–robot collaboration: a survey. *International Journal of Humanoid Robotics* 5, 01 (2008), 47–66.
- [11] Aude Billard, Sylvain Calinon, Ruediger Dillmann, and Stefan Schaal. 2008. Robot programming by demonstration. *Springer handbook of robotics* (2008), 1371–1394.
- [12] Mark Billinghurst, Adrian Clark, Gun Lee, and others. 2015. A survey of augmented reality. *Foundations and Trends® in Human–Computer Interaction* 8, 2-3 (2015), 73–272.
- [13] Ronan Billon, Alexis Nedelec, and Jacques Tisseau. 2008. Gesture recognition in flow based on PCA analysis using multiagent system. In *Proceedings of the 2008 International Conference on Advances in Computer Entertainment Technology*. ACM, 139–146.
- [14] Yuanzhi Cao, Zhuangying Xu, Terrell Glenn, Ke Huo, and Karthik Ramani. 2018. Ani-Bot: A Modular Robotics System Supporting Creation, Tweaking, and Usage with Mixed-Reality Interactions. In *Proceedings of the Twelfth International Conference on Tangible, Embedded, and Embodied Interaction*. ACM, 419–428.
- [15] Yuanzhi Cao, Zhuangying Xu, Fan Li, Wentao Zhong, Ke Huo, and Karthik Ramani. 2019. V. Ra: An In-Situ Visual Authoring System for Robot-IoT Task Planning with Augmented Reality. In *Proceedings of the 2019 on Designing Interactive Systems Conference*. ACM, 1059–1070.

- [16] Ravi Teja Chadalavada, Henrik Andreasson, Robert Krug, and Achim J Lilienthal. 2015. That’s on my mind! robot to human intention communication through on-board projection on shared floor space. In *2015 European Conference on Mobile Robots (ECMR)*. IEEE, 1–6.
- [17] Sonia Chernova and Andrea L Thomaz. 2014. Robot learning from human teachers. *Synthesis Lectures on Artificial Intelligence and Machine Learning* 8, 3 (2014), 1–121.
- [18] Jonathan Wun Shiung Chong, SK Ong, Andrew YC Nee, and K Youcef-Youmi. 2009. Robot programming using augmented reality: An interactive method for planning collision-free paths. *Robotics and Computer-Integrated Manufacturing* 25, 3 (2009), 689–701.
- [19] Christian Daniel, Gerhard Neumann, and Jan Peters. 2012. Learning concurrent motor skills in versatile solution spaces. In *2012 IEEE/RSJ International Conference on Intelligent Robots and Systems*. IEEE, 3591–3597.
- [20] Tobias Ende, Sami Haddadin, Sven Parusel, Tilo Wüsthoff, Marc Hassenzahl, and Alin Albu-Schäffer. 2011. A human-centered approach to robot gesture based communication within collaborative working processes. In *2011 IEEE/RSJ International Conference on Intelligent Robots and Systems*. IEEE, 3367–3374.
- [21] Paul Evrard, Elena Gribovskaya, Sylvain Calinon, Aude Billard, and Abderrahmane Kheddar. 2009. Teaching physical collaborative tasks: Object-lifting case study with a humanoid. In *2009 9th IEEE-RAS International Conference on Humanoid Robots*. IEEE, 399–404.
- [22] Marco Ewerton, Gerhard Neumann, Rudolf Lioutikov, Heni Ben Amor, Jan Peters, and Guilherme Maeda. 2015. Learning multiple collaborative tasks with a mixture of interaction primitives. In *2015 IEEE International Conference on Robotics and Automation (ICRA)*. IEEE, 1535–1542.
- [23] HC Fang, SK Ong, and AYC Nee. 2012. Interactive robot trajectory planning and simulation using augmented reality. *Robotics and Computer-Integrated Manufacturing* 28, 2 (2012), 227–237.
- [24] HC Fang, SK Ong, and AYC Nee. 2014. A novel augmented reality-based interface for robot path planning. *International Journal on Interactive Design and Manufacturing (IJIDeM)* 8, 1 (2014), 33–42.
- [25] Jared Alan Frank, Sai Prasanth Krishnamoorthy, and Vikram Kapila. 2017. Toward Mobile Mixed-Reality Interaction With Multi-Robot Systems. *IEEE Robotics and Automation Letters* 2, 4 (2017), 1901–1908.
- [26] Richard Fung, Sunao Hashimoto, Masahiko Inami, and Takeo Igarashi. 2011. An augmented reality system for teaching sequential tasks to a household robot. In *RO-MAN, 2011 IEEE*. IEEE, 282–287.
- [27] Ramsundar Kalpagam Ganesan. 2017. *Mediating human-robot collaboration through mixed reality cues*. Ph.D. Dissertation. Arizona State University.
- [28] Fabrizio Ghiringhelli, Jérôme Guzzi, Gianni A Di Caro, Vincenzo Caglioti, Luca M Gambardella, and Alessandro Giusti. 2014. Interactive augmented reality for understanding and analyzing multi-robot systems. In *2014 IEEE/RSJ International Conference on Intelligent Robots and Systems*. IEEE, 1195–1201.
- [29] Sunao Hashimoto, Akihiko Ishida, Masahiko Inami, and Takeo Igarashi. 2011. Touchme: An augmented reality based remote robot manipulation. In *21st Int. Conf. on Artificial Reality and Telexistence, Proc. of ICAT2011*.
- [30] Hooman Hedayati, Michael Walker, and Daniel Szafir. 2018. Improving Collocated Robot Teleoperation with Augmented Reality. In *Proceedings of the 2018 ACM/IEEE International Conference on Human-Robot Interaction*. ACM, 78–86.
- [31] Valentin Heun, James Hobin, and Pattie Maes. 2013. Reality editor: Programming smarter objects. In *Proceedings of the 2013 ACM conference on Pervasive and ubiquitous computing adjunct publication*. ACM, 307–310.
- [32] Ke Huo, Yuanzhi Cao, Sang Ho Yoon, Zhuangying Xu, Guiming Chen, and Karthik Ramani. 2018a. Scenariot: Spatially Mapping Smart Things Within Augmented Reality Scenes. In *Proceedings of the 2018 CHI Conference on Human Factors in Computing Systems*. ACM, 219.
- [33] Ke Huo, Tianyi Wang, Luis Paredes, Ana M Villanueva, Yuanzhi Cao, and Karthik Ramani. 2018b. SynchronizAR: Instant Synchronization for Spontaneous and Spatial Collaborations in Augmented Reality. In *The 31st Annual ACM Symposium on User Interface Software and Technology*. ACM, 19–30.
- [34] Kentaro Ishii, Yoshiki Takeoka, Masahiko Inami, and Takeo Igarashi. 2010. Drag-and-drop interface for registration-free object delivery. In *RO-MAN, 2010 IEEE*. IEEE, 228–233.
- [35] Astrid Jackson, Brandon D Northcutt, and Gita Sukthankar. 2018. The Benefits of Teaching Robots using VR Demonstrations. In *Companion of the 2018 ACM/IEEE International Conference on Human-Robot Interaction*. ACM, 129–130.
- [36] Shunichi Kasahara, Ryuma Niiyama, Valentin Heun, and Hiroshi Ishii. 2013. exTouch: spatially-aware embodied manipulation of actuated objects mediated by augmented reality. In *Proceedings of the 7th International Conference on Tangible, Embedded and Embodied Interaction*. ACM, 223–228.
- [37] Ben Kehoe, Sachin Patil, Pieter Abbeel, and Ken Goldberg. 2015. A survey of research on cloud robotics and automation. *IEEE Transactions on automation science and engineering* 12, 2 (2015), 398–409.

- [38] Gary Klein, Paul J Feltovich, Jeffrey M Bradshaw, and David D Woods. 2005. Common ground and coordination in joint activity. *Organizational simulation* 53 (2005), 139–184.
- [39] Hema S Koppula, Ashesh Jain, and Ashutosh Saxena. 2016. Anticipatory planning for human-robot teams. In *Experimental Robotics*. Springer, 453–470.
- [40] Benoit Larochelle and Geert-Jan M Kruijff. 2012. Multi-view operator control unit to improve situation awareness in usar missions. In *RO-MAN, 2012 IEEE*. IEEE, 1103–1108.
- [41] David Lindlbauer and Andy D Wilson. 2018. Remixed reality: Manipulating space and time in augmented reality. In *Proceedings of the 2018 CHI Conference on Human Factors in Computing Systems*. ACM, 129.
- [42] Kexi Liu, Daisuke Sakamoto, Masahiko Inami, and Takeo Igarashi. 2011. Roboshop: multi-layered sketching interface for robot housework assignment and management. In *Proceedings of the SIGCHI Conference on Human Factors in Computing Systems*. ACM, 647–656.
- [43] Guilherme Maeda, Marco Ewerton, Gerhard Neumann, Rudolf Lioutikov, and Jan Peters. 2017a. Phase estimation for fast action recognition and trajectory generation in human–robot collaboration. *The International Journal of Robotics Research* 36, 13-14 (2017), 1579–1594.
- [44] Guilherme J Maeda, Gerhard Neumann, Marco Ewerton, Rudolf Lioutikov, Oliver Kroemer, and Jan Peters. 2017b. Probabilistic movement primitives for coordination of multiple human–robot collaborative tasks. *Autonomous Robots* 41, 3 (2017), 593–612.
- [45] Stéphane Magnenat, Morderchai Ben-Ari, Severin Klingner, and Robert W Sumner. 2015. Enhancing robot programming with visual feedback and augmented reality. In *Proceedings of the 2015 ACM conference on innovation and technology in computer science education*. ACM, 153–158.
- [46] Alan G Millard, Richard Redpath, Alistair Jewers, Charlotte Arndt, Russell Joyce, James A Hilder, Liam J McDaid, and David M Halliday. 2018. ARDebug: an augmented reality tool for analysing and debugging swarm robotic systems. *Frontiers Robotics AI* (2018).
- [47] Scott Niekum, Sarah Osentoski, George Konidaris, and Andrew G Barto. 2012. Learning and generalization of complex tasks from unstructured demonstrations. In *2012 IEEE/RSJ International Conference on Intelligent Robots and Systems*. IEEE, 5239–5246.
- [48] Stefanos Nikolaidis, Jodi Forlizzi, David Hsu, Julie Shah, and Siddhartha Srinivasa. 2017a. Mathematical models of adaptation in human-robot collaboration. *arXiv preprint arXiv:1707.02586* (2017).
- [49] Stefanos Nikolaidis, Swaprava Nath, Ariel D Procaccia, and Siddhartha Srinivasa. 2017b. Game-theoretic modeling of human adaptation in human-robot collaboration. In *2017 12th ACM/IEEE International Conference on Human-Robot Interaction (HRI)*. IEEE, 323–331.
- [50] Stefanos Nikolaidis, Ramya Ramakrishnan, Keren Gu, and Julie Shah. 2015. Efficient model learning from joint-action demonstrations for human-robot collaborative tasks. In *Proceedings of the tenth annual ACM/IEEE international conference on human-robot interaction*. ACM, 189–196.
- [51] Stefanos Nikolaidis and Julie Shah. 2013. Human-robot cross-training: computational formulation, modeling and evaluation of a human team training strategy. In *Proceedings of the 8th ACM/IEEE international conference on Human-robot interaction*. IEEE Press, 33–40.
- [52] Stefanos Nikolaidis, Yu Xiang Zhu, David Hsu, and Siddhartha Srinivasa. 2017. Human-robot mutual adaptation in shared autonomy. In *2017 12th ACM/IEEE International Conference on Human-Robot Interaction (HRI)*. IEEE, 294–302.
- [53] Michael Pardowitz, Steffen Knoop, Ruediger Dillmann, and Raoul D Zollner. 2007. Incremental learning of tasks from user demonstrations, past experiences, and vocal comments. *IEEE Transactions on Systems, Man, and Cybernetics, Part B (Cybernetics)* 37, 2 (2007), 322–332.
- [54] Luka Peternel, Tadej Petrič, Erhan Oztop, and Jan Babič. 2014. Teaching robots to cooperate with humans in dynamic manipulation tasks based on multi-modal human-in-the-loop approach. *Autonomous robots* 36, 1-2 (2014), 123–136.
- [55] Eric Rosen, David Whitney, Elizabeth Phillips, Gary Chien, James Tompkin, George Konidaris, and Stefanie Tellex. 2017. Communicating robot arm motion intent through mixed reality head-mounted displays. *arXiv preprint arXiv:1708.03655* (2017).
- [56] Daisuke Sakamoto, Yuta Sugiura, Masahiko Inami, and Takeo Igarashi. 2016. Graphical instruction for home robots. *Computer* 49, 7 (2016), 20–25.
- [57] Hiroaki Sakoe, Seibi Chiba, A Waibel, and KF Lee. 1990. Dynamic programming algorithm optimization for spoken word recognition. *Readings in speech recognition* 159 (1990), 224.
- [58] Joe Saunders, Chrystopher L Nehaniv, and Kerstin Dautenhahn. 2006. Teaching robots by moulding behavior and scaffolding the environment. In *Proceedings of the 1st ACM SIGCHI/SIGART conference on Human-robot interaction*. ACM, 118–125.
- [59] Yasaman S Sefidgar, Thomas Weng, Heather Harvey, Sarah Elliott, and Maya Cakmak. 2018. RobotIST: Interactive Situated Tangible Robot Programming. In *Proceedings of the Symposium on Spatial User Interaction*. ACM, 141–149.

- [60] Samsu Sempena, Nur Ulfa Maulidevi, and Peb Ruswono Aryan. 2011. Human action recognition using dynamic time warping. In *Proceedings of the 2011 International Conference on Electrical Engineering and Informatics*. IEEE, 1–5.
- [61] Julie Shah, James Wiken, Brian Williams, and Cynthia Breazeal. 2011. Improved human-robot team performance using chaski, a human-inspired plan execution system. In *Proceedings of the 6th international conference on Human-robot interaction*. ACM, 29–36.
- [62] Aaron P Shon, Keith Grochow, and Rajesh PN Rao. 2005. Robotic imitation from human motion capture using gaussian processes. In *5th IEEE-RAS International Conference on Humanoid Robots, 2005*. IEEE, 129–134.
- [63] Rainer Stiefelhagen, C Fugen, R Gieselmann, Hartwig Holzapfel, Kai Nickel, and Alex Waibel. 2004. Natural human-robot interaction using speech, head pose and gestures. In *2004 IEEE/RSJ International Conference on Intelligent Robots and Systems (IROS)(IEEE Cat. No. 04CH37566)*, Vol. 3. IEEE, 2422–2427.
- [64] Daniel Szafrir, Bilge Mutlu, and Terrence Fong. 2017. Designing planning and control interfaces to support user collaboration with flying robots. *The International Journal of Robotics Research* 36, 5-7 (2017), 514–542.
- [65] Andrea Thomaz, Guy Hoffman, Maya Cakmak, and others. 2016. Computational human-robot interaction. *Foundations and Trends® in Robotics* 4, 2-3 (2016), 105–223.
- [66] David Vogt, Simon Stepputtis, Steve Grehl, Bernhard Jung, and Heni Ben Amor. 2017. A system for learning continuous human-robot interactions from human-human demonstrations. In *2017 IEEE International Conference on Robotics and Automation (ICRA)*. IEEE, 2882–2889.
- [67] David Vogt, Simon Stepputtis, Bernhard Jung, and Heni Ben Amor. 2018. One-shot learning of human–robot handovers with triadic interaction meshes. *Autonomous Robots* 42, 5 (2018), 1053–1065.
- [68] Michael Walker, Hooman Hedayati, Jennifer Lee, and Daniel Szafrir. 2018. Communicating robot motion intent with augmented reality. In *Proceedings of the 2018 ACM/IEEE International Conference on Human-Robot Interaction*. ACM, 316–324.
- [69] Haijun Xia, Sebastian Herscher, Ken Perlin, and Daniel Wigdor. 2018. Spacetime: Enabling Fluid Individual and Collaborative Editing in Virtual Reality. In *The 31st Annual ACM Symposium on User Interface Software and Technology*. ACM, 853–866.